

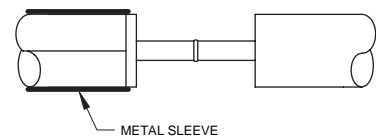
Materials and Equipment

Materials Included:

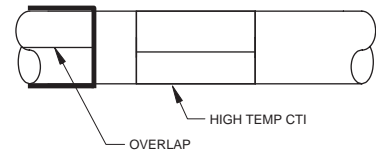
Pre-cut High Temperature CTI
Sealant

Straight Run Joint Kit

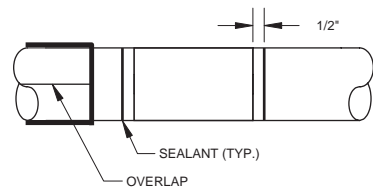
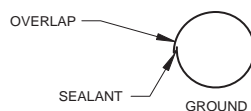
- Slide a pre-cut sleeve of jacket material onto one end of the pipe. Make the field weld and pressure test as specified for your project.



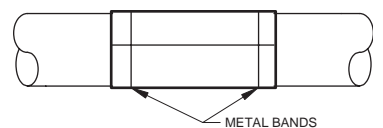
- After testing, insulate joint using pre-cut high temperature sectional foam. Hold foam in place with tape.



- Apply ring of sealant 1/2" from edge of metal jacket on both sides of the field joint. Apply sealant 1/2" from overlap edge of metal sleeve, making sure that the overlap is facing down towards the ground.



- Slide metal sleeve over insulated joint so that there is an equal amount of overlap on either side. Make sure that the metal sleeve is facing the bottom of the joint.



- Use two metal bands to secure sleeve to jacket.